




How to write a thesis presentation ... and to present it

Andrea Bonarini

Tutor: Marco Colombetti

- **Why a presentation of a presentation?**
- **Structure of a presentation**
- **Slide content**
- **How to present**



Problem:

- **How to write a a set of slides for a thesis presentation**
- **How to present a thesis**

Goals:

- **Slides to support the presentation**
 - **Help the presenter to structure what to say**
 - **Help the listener to focus the attention of the presenter's words**
- **Obtain the two points reserved to the presentation**

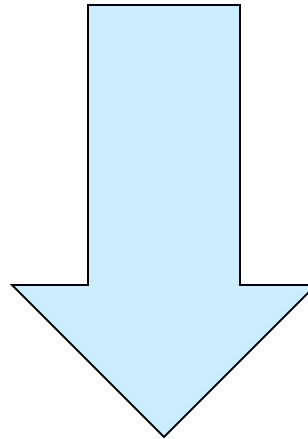
- **Summary (1 slide – can also be dropped)**
- **Faced problem and goals (1-2 slides)**
- **State of art (1 slide)**
- **Approach to the problem solution (2-5 slides)**
- **Software architecture (1 slide)**
- **Obtained Results (3-5 slides)**
- **Conclusions (1 slide)**



Keep the attention of listeners on the talk

Provide a track to the speaker

So...



Title :

it should be evident and it should introduce the slide content

Textual content:

- **Presented by bulleted, schematic sentences**
- **Only keywords**, *do not put in each sentence all the prepositions, and the articles, and the conjunctions, and...*
- **Short sentences**
- **Possibly organized on no more than two hierarchical levels**
- **No more than 4-5 sentences per slide**

- To be preferred vs. text
(*“a picture is worth 1000 words”*)
- No more than one or two per slide
- Possibly include few text lines
- Consider the possibility to place the text on the side of the figure instead than on top or bottom of a central picture

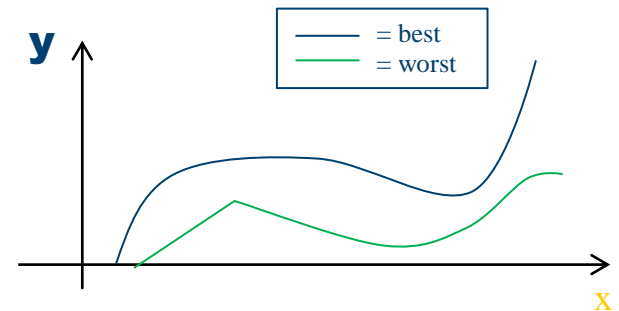


- Define text font, size, and color before starting the presentation (Master view in PowerPoint) and keep them coherent in the presentation
- Font size should not be less than 16 points, better 20.
- Colors should be easily readable with any possible light condition
- All this is valid also for plots (colors and line thickness) and legends

This font is **not** *this* font

This font is too small

This font is can't be read



- **Introduce yourself at the beginning**
- **Introduce the title of the presentation**
- **Do not read notes: you know what you have to say**
- **Do not learn the presentation by heart (see above)**
- **Keep the presentation time within 20' for the thesis and 10' for project (“tesina”)**
- **Do not speak too quickly**
- **Put emphasis on what you are saying: do not be monotonous and boring**
- **Talk facing the committee not the slides or nothing**
- **Look at possible signs of your tutor**
- **Be sure that the committee can see the slides**
- **Try to stay at the right of the screen (if you are right-handed) so that you can refer to the slide without giving the back to the committee**



- **Prepare compact and effective slides**
- **Check to be on time and to be able to say all and only the needed things**
- **Keep attention to the committee reactions, and react in turn**

Any questions?

